
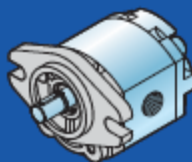


Pompe ad ingranaggi Gear pumps


Standard




SAE AA




MC 32



E 32 BX



E 32 CX



POMPE GRUPPO
PUMPS GROUP

1

Grandezza Size	Cilindrata Displacement [cm ³ /g] - (in ³ /rev)	Pressione massima continua Continuous max. pressure P1	Pressione massima di picco Max. peak pressure P3	Velocità max. Max. speed	Portata max. Max. flow	Rendimento volumetrico min. Min. volumetric efficiency
		[bar] - (PSI)	[bar] - (PSI)	[g/min] - (rpm)	[l/min] - (Gal/min)	%
1SP_0.9	0.89 (0.05)	240 (3480)	290 (4205)	6000	5.3 (1.40)	92*
1SP_1.2	1.18 (0.07)	240 (3480)	290 (4205)	6000	7.1 (1.88)	
1SP_1.6	1.6 (0.10)	240 (3480)	290 (4205)	6000	9.6 (2.54)	
1SP_2.0	2.0 (0.12)	220 (3190)	270 (3915)	5500	11 (2.91)	95*
1SP_2.5	2.5 (0.15)	220 (3190)	270 (3915)	5000	12.5 (3.30)	
1SP_3.2	3.2 (0.20)	210 (3045)	260 (3770)	4500	14.4 (3.80)	
1SP_3.7	3.7 (0.23)	210 (3045)	260 (3770)	4000	14.8 (3.91)	
1SP_4.2	4.2 (0.26)	190 (2755)	230 (3335)	3500	14.7 (3.88)	
1SP_5.0	5.0 (0.31)	180 (2610)	230 (3335)	3000	15 (3.96)	
1SP_6.3	6.3 (0.38)	170 (2465)	210 (3045)	2700	17 (4.49)	
1SP_7.8	7.76 (0.47)	170 (2465)	210 (3045)	2500	19.4 (5.13)	
1SP_9.8	9.78 (0.60)	150 (2175)	190 (2755)	2000	19.6 (5.18)	